



WATCH ESC INSTALL IT'S
CORNER HOT ROLLED U
SHEET PILE



**HOT ROLLED U SERIES
U PROFILE SHEET PILES**

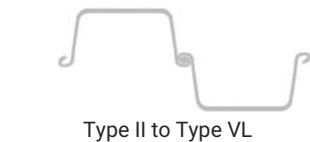
THE MOST COMMONLY USED U SHEET PILES IN THE WORLD

The Hot Rolled U Sheet Pile was produced over 90 years ago and millions of tons of it have been used globally. The thicker rolled flange and interlock design enable multiple reuse making Hot Rolled U Sheet Piles a common choice for temporary works. Utilising various profile and interlock designs, ESC is able to offer stock and made-to-order Hot Rolled U Sheet Piles available from various countries in the world. With stock available in ESC facilities in China and UAE ESC is able to respond to urgent customer requests in a timely fashion at competitive prices.

ORDER OPTIONS

- Steel Grades** ✓ SY295, SY390 & S355GP for Type II to Type VI_L
 ✓ S240GP, S275GP, S355GP & S390 for VL506A to VL606K
- Length** 27.0m maximum
 Standard Stock Lengths of 6m, 9m, 12m, 15m
- Delivery Options** ✓ Single or Pairs
 ✓ Pairs either loose, welded or crimped
 ✓ Lifting Hole
 ✓ By container (11.8m or less) or Break Bulk
 ✓ Corrosion Protection Coatings

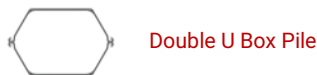




Section	Width (w)	Height (h)	Thickness		Cross Sectional Area	Weight		Elastic Section Modulus	Moment of Inertia	Coating Area (both sides per pile)
	mm	mm	Flange (t _f) mm	Web (t _w) mm		Per Pile kg/m	Per Wall kg/m ²			
Type II	400	200	10.5	-	152.9	48.0	120.0	874	8,740	1.33
Type III	400	250	13.0	-	191.1	60.0	150.0	1,340	16,800	1.44
Type IIIA	400	300	13.1	-	186.0	58.4	146.0	1,520	22,800	1.44
Type IV	400	340	15.5	-	242.0	76.1	190.0	2,270	38,600	1.61
Type VL	500	400	24.3	-	267.5	105.0	210.0	3,150	63,000	1.75
Type II _w	600	260	10.3	-	131.2	61.8	103.0	1,000	13,000	1.77
Type III _w	600	360	13.4	-	173.2	81.6	136.0	1,800	32,400	1.90
Type IV _w	600	420	18.0	-	225.5	106.0	177.0	2,700	56,700	1.99
Type VI _L	500	450	27.6	-	305.7	120.0	240.0	3,820	86,000	1.82

Section	Width (w)	Height (h)	Thickness		Cross Sectional Area	Weight		Elastic Section Modulus	Moment of Inertia	Coating Area (both sides per pile excluding inside of the clutch)
	mm	mm	Flange (t _f) mm	Web (t _w) mm		Per Pile kg/m	Per Wall kg/m ²			
HRU601-600	600	310	7.5	6.4	98.3	46.3	77.2	744	11,530	1.60
HRU602-600	600	310	8.2	8.0	113.3	53.4	89.0	830	12,870	1.60
HRU603-600	600	310	9.7	8.2	138.3	64.8	108.0	1200	18,600	1.69
HRU607-600	600	452	19.0	10.6	241.7	114.0	190.0	3200	72,320	1.91
HRU16-600	600	430	10.2	8.4	154.2	72.6	121.0	1670	35,950	1.74
HRU18-600	600	430	11.2	9.0	163.3	76.9	128.2	1800	38,650	1.74
HRU19-600	600	430	12.2	9.5	172.3	81.1	135.2	1920	41,320	1.74
HRU20-600	600	450	11.1	9.0	173.9	81.9	136.5	2060	46,380	1.80
HRU22-600	600	450	12.1	9.5	182.9	86.1	143.6	2200	49,460	1.80
HRU23-600	600	450	13.1	10.0	192.0	90.4	150.7	2335	52,510	1.80
HRU26-600	600	452	14.2	9.7	206.8	97.4	162.3	2680	60,580	1.86
HRU28-600	600	454	15.2	10.1	216.1	101.8	169.6	2840	64,460	1.86
HRU30-600	600	456	16.2	10.5	225.6	106.2	177.1	3000	68,380	1.86
HRU25-750	750	450	14.5	10.2	188.0	110.4	147.2	2500	56,240	2.06

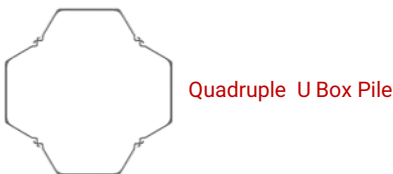
OTHER CONFIGURATIONS



Double U Box Pile



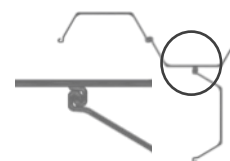
Triple U Box Pile



Quadruple U Box Pile



ESC-9J Welded Interlock



U Pile cut in half and welded on flange



Disclaimer The information provided within this datasheet is for general information purposes only, without any warranty. ESC Group shall not be held responsible for any errors, omissions or misuse of any of the information provided. ESC Group disclaims any and all liability resulting from the ability or inability to use the information within this document. Anyone using the information contained does so at their own risk. ESC Group shall not be held liable for any damages which includes any financial losses or incidental or consequential damages arising from the use of this information. The product range contained is liable to change without notice.

STEEL GRADES & MANUFACTURING TOLERANCES

HOT ROLLED SHEET PILES

STEEL GRADES

Other Steel Grades are available on request. The Yield Point provided is applicable to thicknesses less than or equal to 16mm.

Region	CLASSIFICATION		Minimum Yield Strength MPa	Ultimate Tensile Strength MPa	Minimum Elongation %
	Code	Grade			
USA	ASTM A252	Grade 1	205	345	18
	ASTM A252	Grade 2	240	415	14
	ASTM A252	Grade 3	310	455	-
	ASTM A572	Grade 42	290	415	20
	ASTM A572	Grade 50	345	450	18
	ASTM A572	Grade 55	380	485	17
	ASTM A572	Grade 60	415	520	16
Canada	ASTM A572	Grade 65	450	550	15
	CSA 40.21	260W	260	590	20
	CSA 40.21	300W	300	620	20
	CSA 40.21	350W	350	650	19
	CSA 40.21	400W	400	690	16

Region	CLASSIFICATION		Minimum Yield Strength MPa	Ultimate Tensile Strength MPa	Minimum Elongation %
	Code	Grade			
Europe	EN 10248	S240GP	240	340	26
	EN 10248	S270GP	270	410	24
	EN 10248	S320GP	320	440	23
	EN 10248	S355GP	355	480	22
	EN 10248	S430GP	430	490	20
China	GB/T 700	Q235B	235	500	26
	GB/T 1591	Q345B	345	630	20
	GB/T 1591	Q345C	345	630	21
	GB/T 1591	Q390B	390	650	20
Japan	GB/T 1591	Q420B	420	680	19
	JIS A5528	SY295	295	490	17
	JIS A5528	SY390	390	540	15

MANUFACTURING TOLERANCES TO BS EN 10248



Component	ESC-HRZ Series	Hot Rolled U Series	NS-SP Series	FL Series
Mass	± 5%	± 5%	± 5%	± 5%
Length	± 200mm	± 200mm	± 200mm	± 200mm
Height (≤ 200mm)	± 5.0mm	± 4.0mm	± 4.0mm	N/A
Height (> 200mm & ≤ 300mm)	± 6.0mm	± 5.0mm	± 4.0mm	N/A
Height (> 300mm)	± 7.0mm	± 5.0mm	± 4.0mm	N/A
Thickness (≤ 8.5 mm)	± 0.5 mm	± 0.5 mm	± 0.5 mm	± 0.5 mm
Thickness (> 8.5 mm)	± 6% of thickness	± 6% of thickness	± 6% of thickness	N/A
Width of Single	± 2% of width	± 2% of width	± 2% of width	± 2% of width
Width of Pair	± 3% of width	± 3% of width	N/A	N/A
Straightness	±0.2% of the length	±0.2% of the length	±0.2% of the length	±0.2% of the length
Squareness of Ends	± 2% of the width	± 2% of the width	± 2% of the width	± 2% of the width

