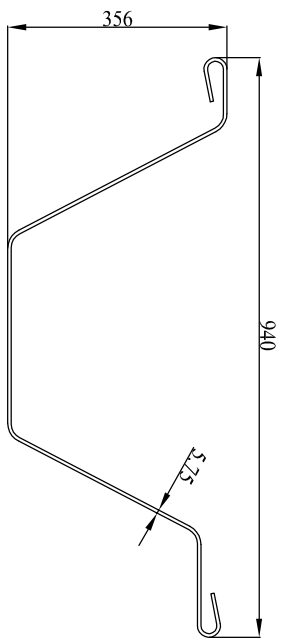
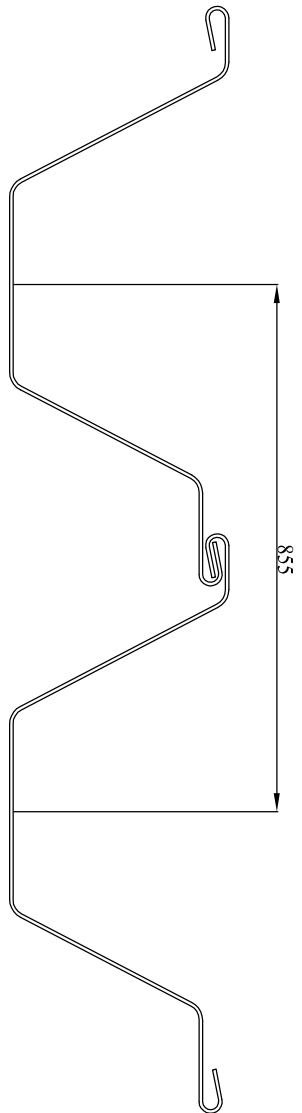


C			
N			
M			
L			
K			
J			
I			
H			
G			
F			
E			
D			
C			
B			
A	Initial Revision	7.3.11.15	JLY
Issue	Revision	Date	Initial

Notes:
All dimensions in millimetres



SHEET PILE PROFILE



INTERLOCKED PROFILE


COMBINED PILE PROPERTIES

SERIES	UNIT WIDTH W [in] (mm)	HEIGHT H [in] (mm)	THICKNESS t [in] (mm)	MASS [lb/ft] (kg/m)	MASS [lb/ft²] (kg/m²)	TOTAL MODULUS [in³/ft] (cm³/m)	TOTAL MOMENT OF INERTIA [in⁴/ft] (cm⁴/m)	Coating Area both side [ft²/ft] (m²/m)
ESC-C-CFW10	33.66 (855)	14.02 (356)	0.23 (5.76)	45.49 (67.7)	16.21 (79.0)	18.6 (1,000)	132.12 (18,100)	10.37 (3.16)

ESC Client:

Manufacturer:
ESC Group
 Room 209, Dongdu International, No.651
 Fuyuan Road, Songjiang District,
 Shanghai, China
 Postal Code: 200082
 P1 : +86-21-31263901 Fax : +86-21-31263902
 Email : esc@shanghai-esc.com

Project Title:



Drawing Title:
**ESC-C-CFW10 SHEET PILE
 PROFILE DRAWING**

Stamp: _____
 Signature: _____

PROFILE DRAWING

Designed JLY	Drawn JLY	Checked CHK	Drawing No.	Rev.
Scale NTS	Date 13.11.2015	Job No. -		A