

| | | | |
|-------|------------------|----------|------|
| M | | | |
| L | | | |
| K | | | |
| J | | | |
| I | | | |
| H | | | |
| G | | | |
| F | | | |
| E | | | |
| D | | | |
| C | | | |
| B | | | |
| A | Initial Revision | 25.08.15 | JL |
| Issue | Revision | Date | Init |


Notes:

All dimensions in millimeters

ESC Client:

Manufacturer:
ESC Group
 Room 309, Donggu International, No.651
 East 5th Street, East
 1st Floor, Shanghai, China
 Postcode: 200082
 Ph.: +86-21-31263901 Fax.: +86-21-3126394
 Email: escchina@escpile.com

Project Title:

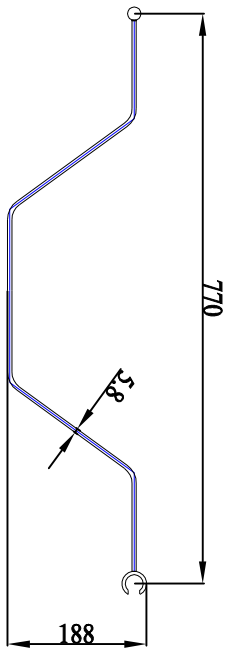


Drawing Title:
**ESC-EU4 SHEET PILE
 PROFILE DRAWING**

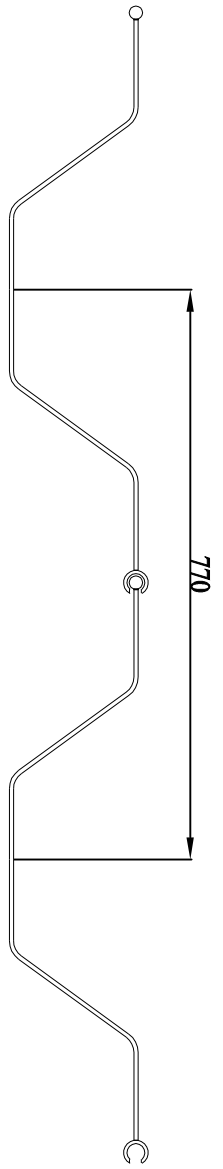
Stamp: _____
 Signature: _____

PROFILE DRAWING

| | | | | |
|----------|------------|---------|-------------|---|
| Designed | Drawn | Checked | Drawing No. | F |
| JLY | JLY | CHK | | |
| Scale | Date | Job No. | | |
| NTS | 25.08.2015 | - | | |



SHEET PILE PROFILE



INTERLOCKED PROFILE

COMBINED PILE PROPERTIES

| SERIES | UNIT WIDTH W [in] (mm) | HEIGHT H [in] (mm) | THICKNESS t [in] (mm) | MASS [lb/ft] (kg/m) | MASS [lb/ft²] (kg/m²) | TOTAL MODULUS [in³/ft] (cm³/m) | TOTAL MOMENT OF INERTIA [in⁴/ft] (cm⁴/m) | Coating Area both side [ft²/ft] (m²/m) |
|---------|---------------------------------|-----------------------------|--------------------------------|---------------------------|-----------------------------|---|--|---|
| ESC-EU4 | 30.31 (770) | 7.40 (188) | 0.23 (5.8) | 30.80 (45.90) | 12.20 (59.50) | 7.4 (400) | 28.5 (3,900) | 6.49 (1,98) |